


Exteriors and Floor Plans



MEMPHIS BLUES



SAMBA RED

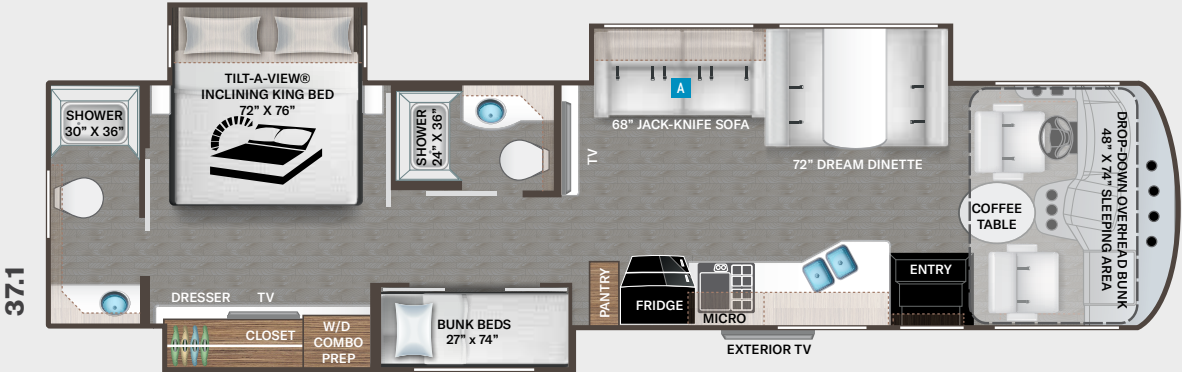
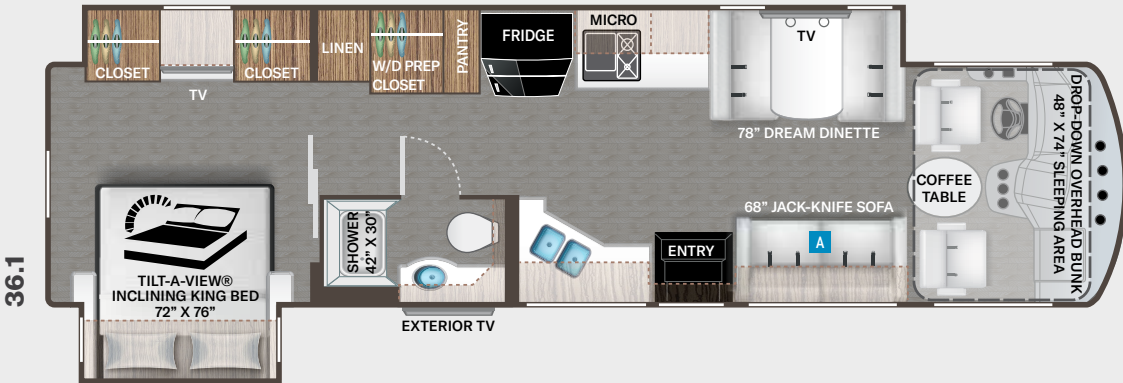
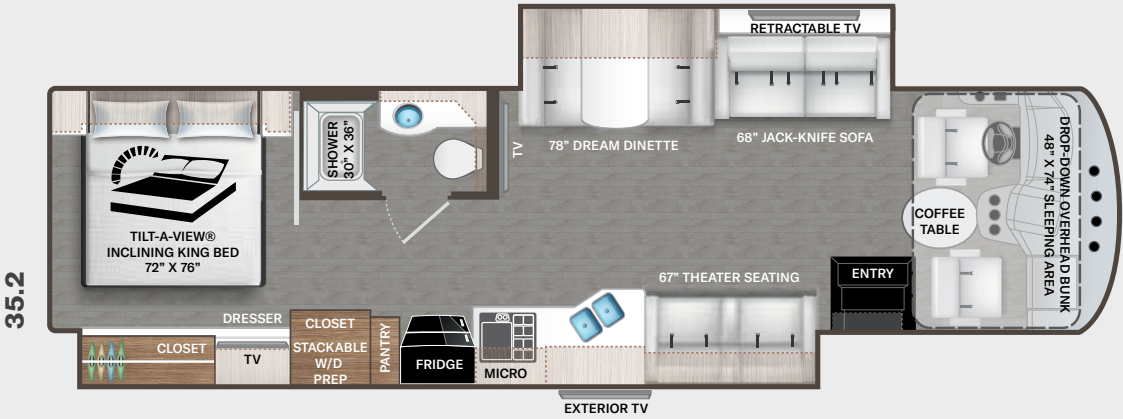


VAPOR WAVE

Use your phone's camera to find out more information. Just scan the code!



MIRAMAR®



Interiors

CABINETRY

BAYMONT

OPTIONAL

COASTLINE GREY

FLOORING

Option Available on Select Floor Plans:



OPTIONAL THEATER SEATING

Featured Highlights

CONSTRUCTION & EXTERIOR

- Ford® F-53 Chassis - 7.3L V8 Engine, 335HP, 468 lb.-ft. Torque - TorqShift® 6-Speed Automatic Transmission with Overdrive
- Premium One-Piece TPO Roof
- One-Piece Fiberglass Front & Rear Caps
- Full-Body Paint with Gel Coated Sidewalls
- Automatic Leveling Jacks with Touchpad Controls
- Power Patio Awning with Integrated LED Lighting
- Power Entry Door Awning (35.2)
- Slideout Room Topper Awning(s)
- Basement Pass-Through Storage
- Rotocast Storage Compartments
- Side-Hinged Aluminum Compartment Doors
- Pet-Link™ Multi-Purpose Tie-Down
- Roof Ladder
- Electric Entry Steps
- Frameless Windows
- 8,000-lb. Trailer Hitch with 7-pin Round Connector

CONSTRUCTION & EXTERIOR OPTIONS

- Frameless Dual Pane Windows

AUTOMOTIVE & COCKPIT

- 10.1” Touchscreen Dash Radio with Bluetooth®, Apple CarPlay™, Android Audio® & Sirius/XM® Radio
- Steering Wheel Audio & Camera Control
- Back-Up Monitor
- Heated/Remote Exterior Mirrors with Integrated Side View Cameras
- Blind Spot Detection
- Cruise Control
- Tilt and Telescoping Steering Wheel
- Automatic Headlights
- Dash Fans
- Cab Light
- Reclining/Swivel Leatherette Captain’s Chairs with Stow-Away Coffee Table
- Power Adjustable Driver’s Chair
- Emergency Engine Start Switch

- Power Roller Shade on Windshield
- Manual Roller Shades on Side Windows
- 22.5” Tires with Aluminum Wheels
- Valve Stem Extenders on Rear Wheels
- Dash Workstation with 110-volt & 12-volt Outlets
- Power Drop-Down Hide-Away Overhead Bunk with Cotton Cloud™ Mattress & Bunk Ladder

INTERIOR

- Rubber Tread Entry Steps with Lighted Step Well
- Residential Vinyl Flooring
- 84” Interior Ceiling Height
- Soft Vinyl Ceiling
- LED Lighting
- Ceiling Ducted Air Conditioning System
- Solid Wood Flat Panel Cabinet Doors & Nickel Finish Hardware
- Soft Closing, Full Extension Ball-Bearing Metal Drawer Guides
- Leatherette Dream Dinette® Booth with Cup Holders
- Single Child Safety Tether in Dream Dinette® Booth
- Leatherette Home Theater Seating (35.2)
- Leatherette Sofa Bed
- Lambrequin Window Treatments
- Window Privacy Roller Shades

INTERIOR OPTIONS

- Solid Wood Bristol Style Doors & Nickel Finish Hardware
- Leatherette Home Theater Seating with Footrests (36.1 & 37.1)
- Electric Fireplace with Remote Control (37.1)

KITCHEN

- Residential Refrigerator
- 2-Burner High-Output Gas Range Top with Single Induction Cooktop
- 30” Over-the-Range Convection Microwave Oven
- Solid Surface Sink Covers & Kitchen Countertops

- Stainless Steel Double Bowl Sink & Single Handle Faucet with Pull Down Sprayer
- Pantry
- 12-volt Attic Fan with Cover
- Kitchen Countertop LED Accent Lighting

BEDROOM & BATHROOM

- King Size Bed with Tilt-A-View® Inclining Bed Mechanism
- Electric Fireplace with Remote Control (37.1)
- Bedroom 110-volt Outlet on Inverter for CPAP Machine
- Designer Headboard, Bedspread & Pillow Shams
- Bunk Beds – Converts to Closet (37.1)
- Foot Flush Porcelain Toilet
- Power Vent with Cover in Bathroom
- Stainless Steel Bathroom Sink
- Skylight in Shower
- Shower with Glass Door
- Oxygenics® Shower Head
- Showermiser Hot Water Recycling System

ENTERTAINMENT

- Retractable 50” LED Smart TV in Living Area (35.2)
- 39” LED Smart TV in Living Area (35.2 & 36.1)
- 39” LED Smart TV on Always-in-View™ TV Slide System with Side-Hinging Feature (37.1)
- 32” LED TV in Bedroom
- Exterior 40” LED TV on Swivel Bracket with Bluetooth® Soundbar & Radio
- Tablet Holder and USB Charge Ports in Bunk Beds (37.1)
- USB Charging Ports - Bedroom & Living Area
- Cable TV & CAT6 Video Distribution
- Digital TV Antenna
- Satellite Mounting Backer in Roof
- Winegard® Connect™ 2.0 WiFi / 4G / TV Antenna

ELECTRICAL & PLUMBING

- Onan® RV QG 5500 Gas Generator

- 50-amp Shoreline Power Cord
- Automatic Generator Start
- 1800-watt Inverter
- Automatic Transfer Switch with Power Protection
- Dual Auxiliary House Batteries with Battery Tray that Holds up to (4) Four Batteries
- Rapid Camp+® Multiplex Wiring Control System with 7” Touchscreen & WiFi App-Enabled
- 100-watt Solar Charging System with Control Through Main Multiplex Control Panel
- Battery Disconnect Switch
- Dual Roof Air Conditioners
- Exterior LP Connection
- Tankless Water Heater
- Enclosed & Heated Holding Tanks
- Black Tank Flush System
- Stackable Washer/Dryer Prep (35.2 & 36.1)
- Washer/Dryer Combo Prep (37.1)
- Outside Shower
- 360° Siphon® RV Holding Tank Vent Cap



P.O. Box 1486, Elkhart, IN 46515
Sales Department: 800.860.5658



Use your phone’s camera to find out more information.
Just scan the code!

Specifications

	35.2	36.1	37.1
Chassis	Ford	Ford	Ford
Gross Vehicle (GVWR)	24,000	24,000	24,000
Gross Combined (GCWR)	30,000	30,000	30,000
Wheel Base	252”	262”	262”
Exterior Length (w/o ladder)	37’-2”	38’-3”	39’-1”
Exterior Height (w/AC)	12’-11”	12’-11”	12’-11”
Exterior Width (w/o mirrors)	101”	101”	101”
Interior Height (living area)	84”	84”	84”
Awning Size	20’	20’	15’
Fuel (gal)	80	80	80
LPG (lbs)	105	105	105
Fresh/Waste/Gray Water (gal)	100 / 40 / 40F-30R	100 / 40 / 40	100 / 40F-40R / 40F-40R
Water Heater (gal)	Tankless	Tankless	Tankless
Furnace (BTUs)	35,000	35,000	35,000
Exterior Storage Capacity (cu. ft.)	168	212	216
Hitch Rating (lbs.)	8,000	8,000	8,000

For a complete listing of available features, visit: thormotorcoach.com/miramar

IMPORTANT—PLEASE READ: This brochure reflects product design, fabrication, material, components and specifications at the date of printing, which date is disclosed below. Please visit us online at ThorMotorCoach.com or consult with your selling dealership for the latest in standards, options, specification and technical information. Photographs in the brochure may depict optional equipment or may only be available in certain floor plans. Components, appliances and the chassis may have been manufactured in a calendar year before the vehicle's designated model year. All capacities are approximate. The actual length of the vehicle may differ from that indicated in the brochure due to variances in the manufacturing processes and/or installed components. All dry weights are based on standard model features and do not include optional features or equipment. Component part and appliance manufacturers issue limited warranties covering portions of the vehicle not covered under the limited warranty we issue. Copyright Thor Motor Coach, Inc. © MY 04/01/2023

MIRAMAR®

LaMesaRV.com

800-496-8778

LaMesaRV.com

800-496-8778

